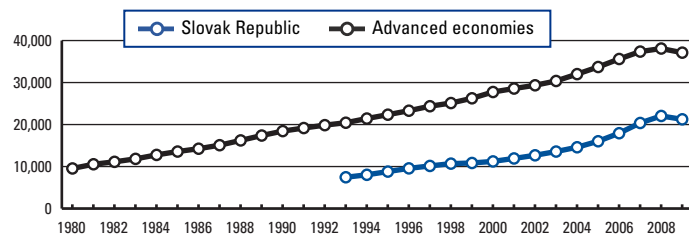


Slovak Republic

Key indicators, 2009

Population (millions).....	5.4
GDP (US\$ billions).....	88.2
GDP per capita (US\$).....	16,282
GDP (PPP) as share (%) of world total.....	0.17

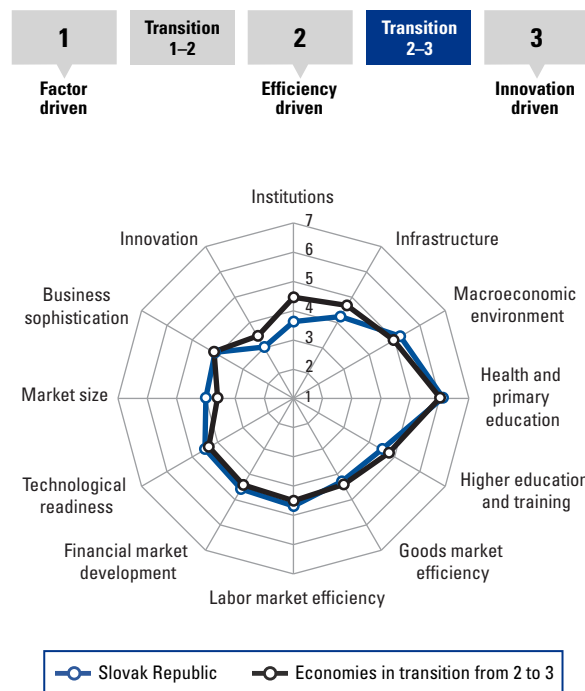
GDP (PPP) per capita (int'l \$), 1980–2009



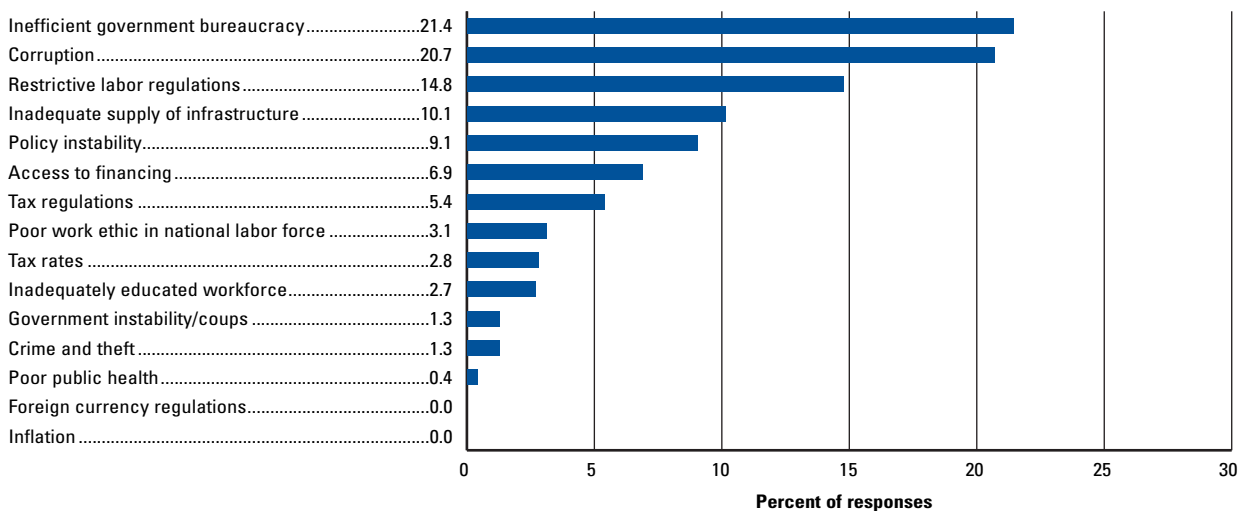
Global Competitiveness Index

	Rank (out of 139)	Score (1–7)
GCI 2010–2011	60	4.2
GCI 2009–2010 (out of 133).....	47	4.3
GCI 2008–2009 (out of 134).....	46	4.4
Basic requirements	53	4.8
1st pillar: Institutions.....	89	3.6
2nd pillar: Infrastructure.....	57	4.2
3rd pillar: Macroeconomic environment.....	31	5.2
4th pillar: Health and primary education.....	45	6.1
Efficiency enhancers	37	4.4
5th pillar: Higher education and training.....	53	4.5
6th pillar: Goods market efficiency.....	51	4.3
7th pillar: Labor market efficiency.....	40	4.7
8th pillar: Financial market development.....	37	4.6
9th pillar: Technological readiness.....	34	4.5
10th pillar: Market size.....	58	4.0
Innovation and sophistication factors	63	3.5
11th pillar: Business sophistication.....	57	4.1
12th pillar: Innovation.....	85	3.0

Stage of development



The most problematic factors for doing business



Note: From a list of 15 factors, respondents were asked to select the five most problematic for doing business in their country and to rank them between 1 (most problematic) and 5. The bars in the figure show the responses weighted according to their rankings.

The Global Competitiveness Index in detail

INDICATOR	RANK/139	INDICATOR	RANK/139
1st pillar: Institutions		6th pillar: Goods market efficiency	
1.01	Property rights.....74	6.01	Intensity of local competition..... 33
1.02	Intellectual property protection.....57	6.02	Extent of market dominance..... 33
1.03	Diversion of public funds.....113	6.03	Effectiveness of anti-monopoly policy.....61
1.04	Public trust of politicians.....132	6.04	Extent and effect of taxation..... 27
1.05	Irregular payments and bribes.....72	6.05	Total tax rate*.....97
1.06	Judicial independence.....106	6.06	Number of procedures required to start a business*..... 34
1.07	Favoritism in decisions of government officials.....138	6.07	Time required to start a business*.....61
1.08	Wastefulness of government spending.....119	6.08	Agricultural policy costs.....124
1.09	Burden of government regulation.....105	6.09	Prevalence of trade barriers..... 19
1.10	Efficiency of legal framework in settling disputes.....133	6.10	Trade tariffs*..... 4
1.11	Efficiency of legal framework in challenging regulations.....131	6.11	Prevalence of foreign ownership..... 1
1.12	Transparency of government policymaking.....82	6.12	Business impact of rules on FDI..... 13
1.13	Business costs of terrorism..... 4	6.13	Burden of customs procedures.....54
1.14	Business costs of crime and violence..... 48	6.14	Degree of customer orientation.....81
1.15	Organized crime.....79	6.15	Buyer sophistication.....93
1.16	Reliability of police services.....89	7th pillar: Labor market efficiency	
1.17	Ethical behavior of firms.....91	7.01	Cooperation in labor-employer relations.....51
1.18	Strength of auditing and reporting standards.....59	7.02	Flexibility of wage determination..... 49
1.19	Efficacy of corporate boards..... 36	7.03	Rigidity of employment*.....58
1.20	Protection of minority shareholders' interests.....73	7.04	Hiring and firing practices.....104
1.21	Strength of investor protection*.....93	7.05	Redundancy costs*..... 48
2nd pillar: Infrastructure		7.06	Pay and productivity..... 10
2.01	Quality of overall infrastructure.....65	7.07	Reliance on professional management..... 36
2.02	Quality of roads.....67	7.08	Brain drain.....101
2.03	Quality of railroad infrastructure..... 21	7.09	Female participation in labor force*.....67
2.04	Quality of port infrastructure.....78	8th pillar: Financial market development	
2.05	Quality of air transport infrastructure.....120	8.01	Availability of financial services..... 38
2.06	Available airline seat kilometers*.....117	8.02	Affordability of financial services..... 47
2.07	Quality of electricity supply..... 28	8.03	Financing through local equity market.....110
2.08	Fixed telephone lines*.....68	8.04	Ease of access to loans..... 43
2.09	Mobile telephone subscriptions*.....56	8.05	Venture capital availability.....61
3rd pillar: Macroeconomic environment		8.06	Restriction on capital flows..... 43
3.01	Government budget balance*.....85	8.07	Soundness of banks..... 23
3.02	National savings rate*.....86	8.08	Regulation of securities exchanges.....89
3.03	Inflation*..... 32	8.09	Legal rights index*..... 6
3.04	Interest rate spread*..... 5	9th pillar: Technological readiness	
3.05	Government debt*.....60	9.01	Availability of latest technologies..... 40
3.06	Country credit rating*..... 32	9.02	Firm-level technology absorption.....55
4th pillar: Health and primary education		9.03	FDI and technology transfer..... 5
4.01	Business impact of malaria.....1	9.04	Internet users*..... 19
4.02	Malaria incidence*.....1	9.05	Broadband Internet subscriptions*..... 40
4.03	Business impact of tuberculosis..... 15	9.06	Internet bandwidth*..... 33
4.04	Tuberculosis incidence*..... 31	10th pillar: Market size	
4.05	Business impact of HIV/AIDS..... 3	10.01	Domestic market size index*.....58
4.06	HIV prevalence*..... 1	10.02	Foreign market size index*..... 47
4.07	Infant mortality*..... 40	11th pillar: Business sophistication	
4.08	Life expectancy*.....52	11.01	Local supplier quantity..... 39
4.09	Quality of primary education.....52	11.02	Local supplier quality..... 47
4.10	Primary education enrollment rate*..... 45	11.03	State of cluster development.....64
5th pillar: Higher education and training		11.04	Nature of competitive advantage.....97
5.01	Secondary education enrollment rate*..... 50	11.05	Value chain breadth.....54
5.02	Tertiary education enrollment rate*..... 40	11.06	Control of international distribution.....118
5.03	Quality of the educational system.....111	11.07	Production process sophistication..... 35
5.04	Quality of math and science education.....65	11.08	Extent of marketing..... 43
5.05	Quality of management schools.....114	11.09	Willingness to delegate authority..... 45
5.06	Internet access in schools..... 35	12th pillar: Innovation	
5.07	Local availability of research and training services..... 41	12.01	Capacity for innovation.....69
5.08	Extent of staff training.....75	12.02	Quality of scientific research institutions.....90
		12.03	Company spending on R&D.....68
		12.04	University-industry collaboration in R&D.....87
		12.05	Gov't procurement of advanced tech products.....127
		12.06	Availability of scientists and engineers.....71
		12.07	Utility patents per million population*..... 44

Notes: Ranks of notable competitive advantages are highlighted. An asterisk (*) indicates that data are from sources other than the World Economic Forum. For further details and explanation, please refer to the section "How to Read the Country/Economy Profiles" at the beginning of this chapter.